

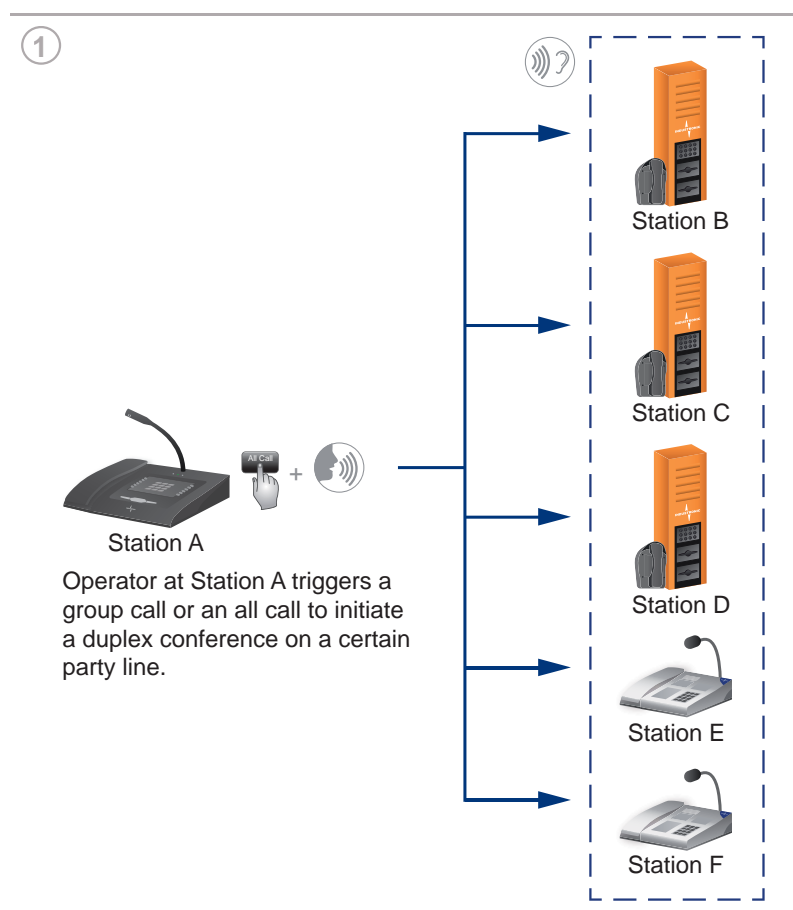
INTRON-D *plus* Party Line

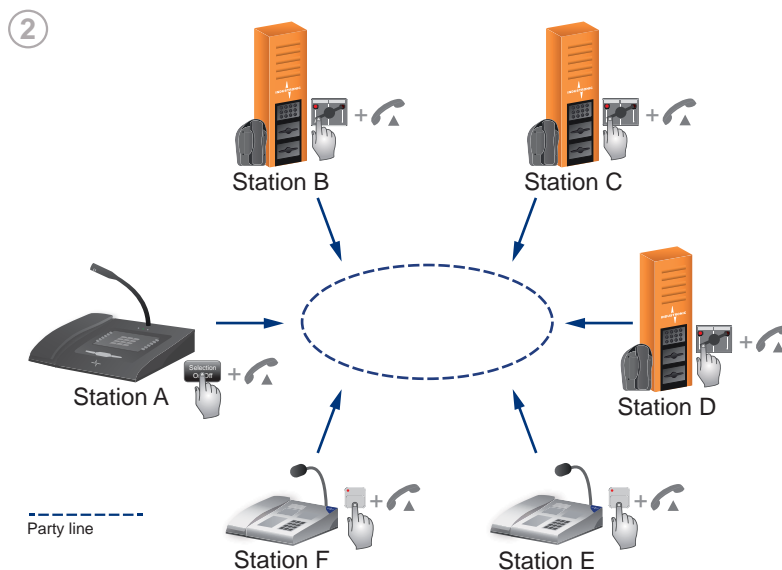
In a Nutshell

A party line is a conference which is held in full-duplex mode. This means that all party line members can speak and listen simultaneously.

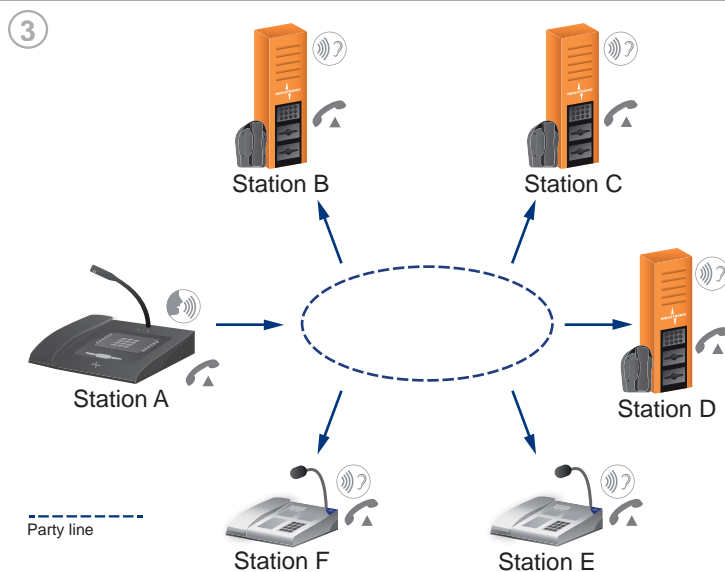
Members can be stations, audio interfaces (e.g. CANopen®), and SIP subscribers.

Illustration





All members select the mentioned party line and lift their handsets.



One member speaks. All other members listen and can also speak at any time they want.

Description

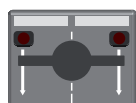
The operator at Station A triggers a group call or an all call to invite members to a duplex conference using a certain party line. He asks the members required to select the mentioned party line which is used for this conference. To do this, each member presses the respective party line key at his station and lifts the handset. Afterwards each member can listen and speak.

To terminate the participation in the conversation, the members just have to replace their handsets.

Key Signaling of Party Lines

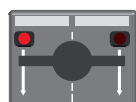
LEDs at the keys indicating the different party line states are helpful for the operator personnel. The following illustrations show the standard signaling types using the example of momentary rocker switches which are installed in explosion-proof and weather-proof outdoor intercom stations from INDUSTRONIC.

Signaling at the Party Line Key



Signaling	Description
-----------	-------------

LED is off.	Party line is not selected and not active.
-------------	--------------------------------------------



LED is illuminated.	Party line is selected and active.
---------------------	------------------------------------

Use of the Handset



Description

Handset is lifted	Subscriber participates in the conversation on the party line. He can speak and listen.
-------------------	-----------------------------------------------------------------------------------------

Handset is replaced.	Subscriber does not participate in the conversation on the party line. He cannot speak or listen.
----------------------	---------------------------------------------------------------------------------------------------

Application Examples

Party lines are used especially if you want to easily and quickly connect several subscribers from different locations - all subscribers can speak to each other. They can then talk to each other about operational processes or discuss the next work steps, for example.

Customer Benefits

- Flexible connection of several subscribers for widespread exchange of information in duplex mode
- Targeted distribution of information within a group
- Each intercom station can select several party lines

Options

Control Lines and Indicators

It's possible to trigger different control line outputs and/or indicators during a party line. This way, flashing warning beacons can be switched on and off, for example.

Priorities

You can also assign an individual priority for each party line. This means that an active party line overrides functions with the same or lower priority. A party line can only be interrupted by a voice connection or function with a higher priority.

Technical Details

Party lines can be triggered from any INDUSTRONIC intercom station with handset. A handset is used to avoid unwanted acoustic feedback which can occur during duplex conversations and thus ensures uninterrupted communication.

Furthermore, you require at least 1 key for the selection of the party line.

You can configure up to 10 party lines at the same time. Each intercom station can select several party lines.

Calls having a higher priority are forwarded to subscribers which are logged into a party line. After these high priority calls have been terminated, the subscribers are automatically set back into party line conference mode.

Related Functions

- Conference

INDUSTRONIC®

Industrie-Electronic GmbH & Co. KG
 Carl-Jacob-Kolb-Weg 1
 97877 Wertheim / Germany

Tel: +49 9342 871-0
 Fax: +49 9342 871-565

info@industronic.de
 www.industronic.de