

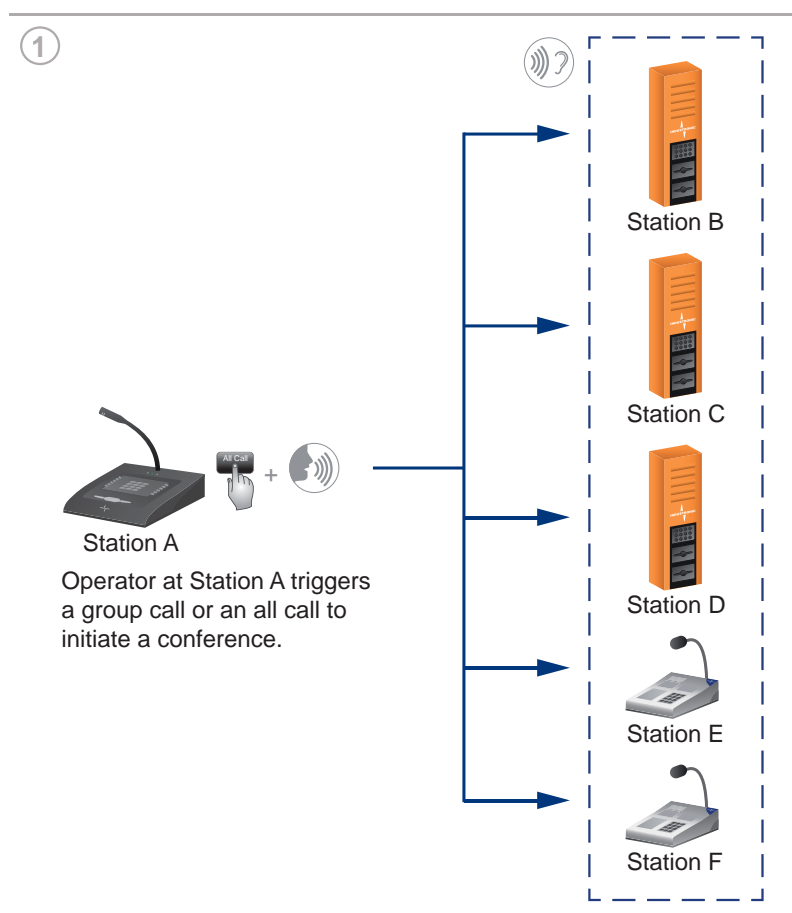
INTRON-D *plus* Conference

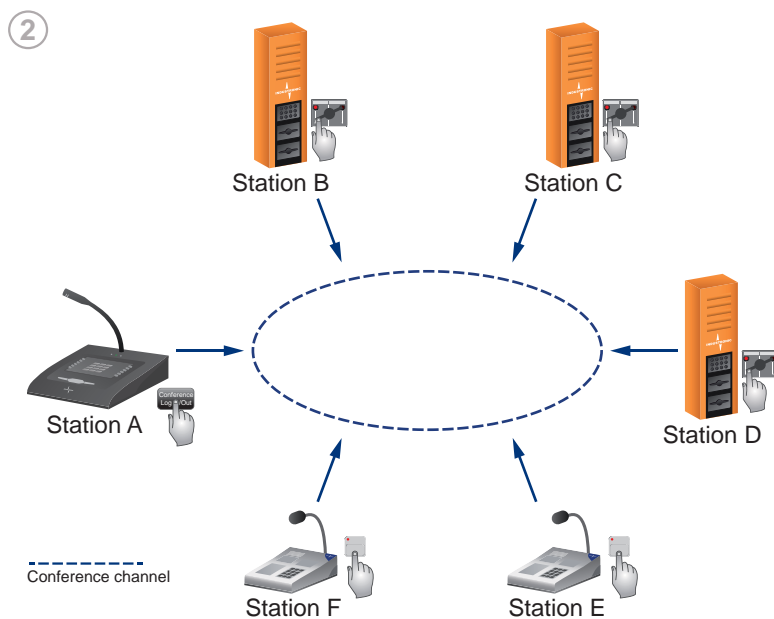
In a Nutshell

For a conference, several members are connected with each other via a conference channel. All conference members can communicate with each other alternately. Members can be stations, audio interfaces (e.g. CANopen®), and SIP subscribers.

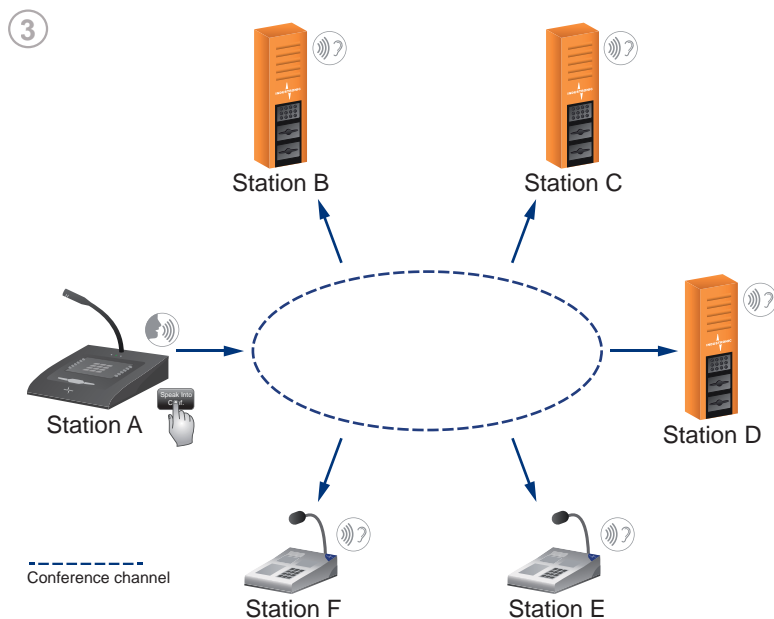
Conferences are held in half-duplex mode. This means that the members can speak and listen alternately, but not simultaneously. One conference member speaks and all other members of the conference listen. Only after this member has finished his message and has released the Speak key, can another conference member answer.

Illustration





All conference members log into the conference.



Operator at Station A presses the Speak key, keeps it pressed and speaks into the microphone. All other members listen. As soon as the operator at Station A has released the key and thus has terminated his message, another conference member can answer.

Description

The operator at Station A triggers a group call or an all call to invite members to a conference. He asks the members required to log into the mentioned conference channel which is used for this conference. To do this, each member presses the respective conference channel key at his station. Then, each member can listen to all conversations held during the conference.

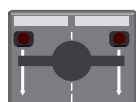
To speak into the conference, a member presses the respective Speak key at his station which is exclusively reserved for this purpose. He then keeps it pressed and speaks into the microphone (Push-to-Talk).

To log out of the conference, he then must press the conference channel key again.

Key Signaling of Conferences

LEDs at the keys indicating the different conference states are helpful for the operator personnel. The following illustrations show the standard signaling types using the example of momentary rocker switches which are installed in explosion-proof and weather-proof outdoor intercom stations from INDUSTRONIC.

Signaling at the Conference Channel Key

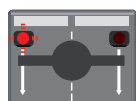


Signaling

LED is off.

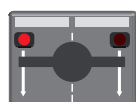
Description

Conference is not active.



LED blinks at a frequency of 100:900 (100 ms on / 900 ms off).

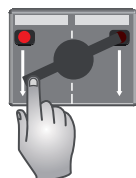
Conference is active. The member has not yet logged into the conference.



LED is illuminated.

The member is logged into the active conference.

Signaling at the Speak Key

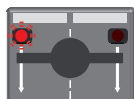


Signaling

LED is illuminated.
Corresponding side of the rocker switch is pressed down.

Description

A voice connection to the conference is established and the operator can speak into the microphone. (Ready-to-talk signaling)



Signaling

Description

LED blinks at a frequency of 250:250 (250 ms on / 250 ms off). Corresponding side of the rocker switch is not pressed.

Another conference member speaks.

Application Examples

Conferences are used especially if you want to easily and quickly connect several subscribers from different locations - all subscribers can speak to each other. They can then talk to each other about operational processes or discuss the next work steps, for example.

Customer Benefits

- Easy and widespread exchange of information among several subscribers
- Flexible selection of conference members
- Targeted distribution of information within a group
- Each intercom station can be assigned to several conference channels
- Central management of all conference members
- Integration of SIP subscribers or radio subscribers

Options

Control Lines and Indicators

It's possible to trigger different control line outputs and/or indicators during a conference. This way, flashing warning beacons can be switched on and off, for example.

Priorities

You can also assign an individual priority for each conference. This means that an active conference overrides functions with the same or lower priority. A conference can only be interrupted by a voice connection or function with a higher priority.

Conference Master

You can assign a master intercom station for each conference. Only this conference master can then initiate the conference and invite members. When the conference master logs out again, the conference is terminated and all other members are also logged out. Furthermore, you can define in the configuration that the conference master can always speak into an active conference. If another conference member speaks at the very same moment, the conference master overrides him.

Display Indication

For intercom stations with integrated display, you can view how many members are logged into the conference at the moment.

Other options are available upon request.

Technical Details

Conferences can be triggered from any INDUSTRONIC intercom station. To do this, you require at least the following keys:

- 1 key to log into a conference and out again.
- 1 Speak key

Optionally, you can define 1 additional key to terminate the active conference.

You can configure up to 100 conference channels at the same time. Each intercom station can be assigned to several conference channels.

Calls having a higher priority are forwarded to subscribers which are logged into a conference. After these high priority calls have been terminated, the subscribers are automatically set back into conference mode.

Related Functions

- Party line

INDUSTRONIC®

Industrie-Electronic GmbH & Co. KG
 Carl-Jacob-Kolb-Weg 1
 97877 Wertheim / Germany

Tel: +49 9342 871-0

Fax: +49 9342 871-565

info@industronic.de

www.industronic.de