



PMOD 500W XPS 48V POWER SUPPLY

MODULE FOR POWER SUPPLY OF SYSTEM COMPONENTS

The industrial-grade power supply in $\frac{1}{3}$ 19" design can be optimally integrated into a compact system structure.

The high efficiency power supply is cooled with a temperature-controlled fan and has internal self-protection monitoring functions.

Loads up to 500 W can be connected.
1+1 redundancy operation is possible with an additional 10 XPS 48 power supply.



- High efficiency
- Temperature-controlled fan
- Protection against excess temperature, excess load / short circuit, surge
- Wide-range input
- Fault indication output
- Redundancy operation possible by connecting two power supplies in parallel

POWER SUPPLY 10 XPS 48

Type number	344-040-100
-------------	-------------


MECHANICAL DATA

Mounting	$\frac{1}{3}$ 19" width into a 1 RU INTRON-X 19" chassis of the type 3 XRC 001
Width x height x depth	147 mm x 44 mm x 265 mm (5.79" x 1.73" x 10.43")
Weight	1.7 kg (3.75 lbs)

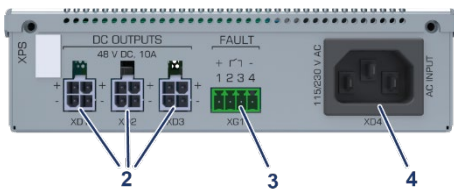
INPUT (XD4)

Operating voltage range	90 V AC to 264 V AC
Current	Max. 2.6 A/230 V, 4.9 A/115 V
Frequency range	47 Hz to 63 Hz
Efficiency	Typ. 94 %
Power connection	IEC C14 cold appliance plug
Fuse	6.3 AT (internal)

FRONT/REAR



- 1 LEDs for operating status



- 2 48 V DC outputs
3 Fault indication output
4 Mains voltage input

OUTPUT (XD1, XD2, XD3)

Rated voltage	54.5 V DC
Adjustment range	48 V DC to 55 V DC, internally adjustable
Tolerance	±1 %
Hold-up Time	≥12 ms at full load
Output power	Max. 500 W
Connection terminals	3 x 4-pole plug connectors (to terminal blocks)

FAULT INDICATION OUTPUT (XD4)

Potential-free contact	Closed: DC ok, Open: DC fault
Voltage	Max. 72 V DC
Current	Max. 0.1 A
Connection terminals	Push-in terminal pluggable, max. 1.3 mm ²

ENVIRONMENTAL REQUIREMENTS AND STANDARDS

Ambient temperature during operation	-15 °C to +55 °C (+5 °F to +131 °F)
Storage temperature	-25 °C to +70 °C (-13 °F to +158 °F)
Relative humidity (non-condensing)	Max. 95 %
Degree of protection	IP20
Vibration resistance	2 Hz to 13.2 Hz, +/-1,5 mm, 13.2 Hz to 200 Hz, 1 g
Operating altitude	Max. 2,000 m (6,562 ft) above sea level
Pollution degree	2 (according to EN 62368-1)
Electrical safety	EN 62368-1
EMC	EN 61000-6-2, EN 61000-6-4, EN 55032 Class B, EN 55035

ACCESSORIES

4 XCBL 541 LSZH-FR

Connection cable 4-pole, 0.75 mm², connectors on both sides, halogen-free, flame-retardant.

Type number	
4 XCBL 541 0.5 m (1.64 ft) LSZH-FR	244-907-500
4 XCBL 541 1.0 m (3.28 ft) LSZH-FR	244-907-101
4 XCBL 541 3.5 m (11.48 ft) LSZH-FR	244-907-351

Further cable lengths available upon request.



4 XCBL 541

Connection cable 4-pole, 0.75 mm², connectors on both sides

Type number

4 XCBL 541 0.5 m (1.64 ft) 244-957-500

4 XCBL 541 1.0 m (3.28 ft) 244-957-101

4 XCBL 541 3.5 m (11.48 ft) 244-957-351

Further cable lengths available upon request.

PREFERRED MODULES

The following modules can be selected for use of the power supply in corresponding applications:


PMOD 500W XPS 48V/1

Power supply unit of the type 10 XPS 48 incl. power cable and DC connection cable 4 XCBL 541 for simple power supply solutions without fail-safe requirements.



PMOD 500W XPS 48V/2

Two power supply units of the type 10 XPS 48 incl. power cable and DC connection cable 4 XCBL 541. The power supply units can be easily connected to each other with a DC connection cable and thus form a **redundant power supply unit**.



OVERVIEW PREFERRED MODULES

	PMOD 500W XPS 48V/1	PMOD 500W XPS 48V/2
Power supply 10 XPS 48	x	2x
Power cable	x	2x
DC connection cable 4 XCBL 541 0.5 m		x
DC connection cable 4 XCBL 541 1.0 m	x	x
DC connection cable 4 XCBL 541 3.5 m	x	x
Type number	326-040-001	326-040-002

© INDUSTRIONIC