



PMOD 8 XDG 001

DIGITAL GATEWAY MODULE

MODULE FOR THE CONNECTION OF DIGITAL TERMINAL DEVICES

The INTRON-X is the modern, modular IP system platform for scalable intercom, PA/GA and PA solutions from INDUSTRONIC.

Use the XDG module to connect up to 8 digital INDUSTRONIC terminal devices via 2-wire technology.



- Connection of up to 8 digital INDUSTRONIC terminal devices via 2-wire technology
- 2 Ethernet interfaces for redundant network connection
- Redundant connection of terminal devices to 2 different XDG modules possible
- Integrated self-monitoring
- Permanent automatic monitoring of all connected terminal devices, connection cables, and power supplies
- Configuration via INTRON-X management tools

PLUG-IN DEVICE 8 XDG 001

Type number	344-010-100
-------------	-------------

MECHANICAL DATA

Mounting	1/3 19" width in a 1 RU INTRON-X 19" chassis of type 3 XRC 001
Width x height x depth	147 mm x 44 mm x 265 mm (5.79" x 1.73" x 10.43")
Weight	Approx. 1 kg (approx. 2.20 lbs)

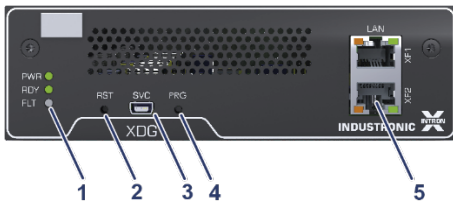
POWER CONSUMPTION (XD1)

Typical	4 W
Maximum	7 W


DC POWER SUPPLY (XD1)

Power supply	42 V DC to 72 V DC
--------------	--------------------

FRONT/REAR



- 1 LEDs for operating status
- 2 Reset button
- 3 Service interface (Mini USB)
- 4 Service button
- 5 Ethernet interfaces



- 6 DC power supply
- 7 Interface to terminal block
8 XDTB 001 or 8 XDFTB 001

DIGITAL INTERFACES (XG1)

Quantity	8
Transmission technology	Digital 2-wire interface (Up0)
Max. cable length	4 km (2.49 mi)
Power supply	Max. 72 V DC Supplied via the terminal block XDTB/XDFTB, max. 2.5 A

NETWORK INTERFACES (XF1 AND XF2)

Quantity	2 x RJ45
Type	10Base-T/100Base-TX Ethernet, IEEE 802.3
Requirements	IPv4 network Support of UDP, TCP, RTP and RTCP protocols Quality of Service (QoS) Ideal latency value < 20 ms (max. 50 ms) Jitter: max. 10 ms

SERVICE INTERFACE (SVC)

Quantity	1 x Mini-USB
----------	--------------

ENVIRONMENTAL REQUIREMENTS AND STANDARDS

Ambient temperature during operation	-15 °C to +55 °C (+5 °F to +131 °F)
Storage temperature	-25 °C to +70 °C (-13 °F to +158 °F)
Relative humidity (non-condensing)	Max. 95 %
Degree of protection	IP20
Vibration resistance	2 Hz to 13.2 Hz, +/-1.5 mm, 13.2 Hz to 200 Hz, 1 g
Operating altitude	Max. 2,000 m (6,562 ft) above sea level
Pollution degree	2 (according to EN 62368-1)
Electrical safety	EN 62368-1
EMC	EN 61000-6-2, EN 61000-6-4, EN 55032 Class B, EN 55035, EN 50130-4


ACCESSORIES



8 XDTB 001

Terminal block for 8 digital INDUSTRITRONIC terminal devices

Mounting	DIN rail
Width x height x depth	50 mm x 128 mm x 46 mm (1.97" x 5.04" x 1.81")
Power supply (XD1 and XD2)	42 V DC to 72 V DC, max. 16 A, 2 x 4 poles, cascadable
Digital interfaces (XG2 and XG3)	Incl. reference and supply potential 2 x 8-pole push-in terminals, 1.5 mm ² , max. 2.5 A
Type number	344-010-102



8 XDFTB 001

Terminal and fuse block for 8 digital INDUSTRITRONIC terminal devices with additional power supply

Mounting	DIN rail
Width x height x depth	90 mm x 128 mm x 65 mm (3.54" x 5.04" x 2.56")
Power supply (XD1 and XD2)	42 V DC to 72 V DC, max. 16 A, 2 x 4 poles, cascadable
Digital interfaces (XG2 and XG3)	Incl. reference and supply potential 2 x 8-pole push-in terminals, 1.5 mm ² , max. 2.5 A
Additional power supply (XD3 and XD4)	2 x 8-pole push-in terminals 1.5 mm ² , je max.1 A
Type number	344-010-104



24 XCBL 121 3.5 m LSZH-FR

Cable to connect the XDG to XDTB or XDFTB, 24 poles, 3.5 m (11.48 ft), 0.14 mm², connectors overmolded on both sides, halogen-free, flame-retardant

Type number	244-901-351
	Further cable lengths available upon request.



24 XCBL 121 3.5 m

Cable to connect the XDG to XDTB or XDFTB, 24 poles, 3.5 m (11.48 ft), 0.14 mm², connectors overmolded on both sides

Type number	244-951-351
	Further cable lengths available upon request.



4 XCBL 531 3.5 m LSZH-FR

Power supply cable for the terminal block XDTB and XDFTB, 4 poles, 3.5 m (11.48 ft), 0.75 mm², 1 x connector covered with heat-shrink tube, 1 x flying leads, halogen-free, flame-retardant

Type number 244-905-351

Further cable lengths available upon request.



4 XCBL 531 3.5 m

Power supply cable for the terminal block XDTB and XDFTB, 4 poles, 3.5 m (11.48 ft), 0.75 mm², 1 x connector covered with heat-shrink tube, 1 x flying leads

Type number 244-955-351

Further cable lengths available upon request.



2 XCBL 421 1.5 m

Power supply cable for the plug-in device 8 XDG 001, 2 poles, 1.5 m (4.92 ft), 0.5 mm², connectors on both sides, halogen-free, flame-retardant

Type number 244-902-151


Further cable lengths available upon request.

PREFERRED MODULES

PMOD 8 XDG 001/1

Plug-in device incl. terminal block and connection cables for up to 8 digital terminal devices.


Note: Use PMOD 8 XDG 001/2 for the connection of digital terminal devices which require an additional power supply via further pair of wires.



PMOD 8 XDG 001/2

Plug-in device incl. terminal block and connection cables for up to 8 digital terminal devices.

This module provides an additional power supply for digital terminal devices via further pair of wires.



OVERVIEW PREFERRED MODULES

	PMOD 8 XDG 001/1	PMOD 8 XDG 001/2
Plug-in device 8 XDG 001	X	X
Terminal block 8 XDTB 001	X	
Terminal block 8 XDFTB 001		X
Cable 24 XCBL 121	X	X
Cable 2 XCBL 421	X	X
Cable 4 XCBL 531	X	X
Type number	326-010-001	326-010-002

ACTIVATIONS

Please note: To commission the module, an INDUSTRIONIC activation is required!

ACT-X Interface Device

Description	Activation of one INTRON-X interface plug-in device
Type number	101-100-030

© INDUSTRIONIC